



element14

---

**EN** - For pricing and availability in your local country please visit one of the below links:

**DE** - Informationen zu Preisen und Verfügbarkeit in Ihrem Land erhalten Sie über die unten aufgeführten Links:

**FR** - Pour connaître les tarifs et la disponibilité dans votre pays, cliquez sur l'un des liens suivants:

[572, 250ML](#)

[572, 50ML](#)

**EN**

This Datasheet is presented by  
the manufacturer

**DE**

Dieses Datenblatt wird vom  
Hersteller bereitgestellt

**FR**

Cette fiche technique est  
présentée par le fabricant



# LOCTITE® 572

May 2004

## PRODUCT DESCRIPTION

LOCTITE® 572 provides the following product characteristics:

<b>Technology</b>	Acrylic
<b>Chemical Type</b>	Dimethacrylate Ester
<b>Appearance (uncured)</b>	White to off-white paste <sup>LMS</sup>
<b>Components</b>	One component - requires no mixing
<b>Viscosity</b>	High, thixotropic
<b>Cure</b>	Anaerobic
<b>Secondary Cure</b>	Activator
<b>Application</b>	Thread Sealing
<b>Strength</b>	Medium

LOCTITE® 572 is designed for the locking and sealing of metal pipes and fittings. The product cures when confined in the absence of air between close fitting metal surfaces and prevents loosening and leakage from shock and vibration. The thixotropic nature of LOCTITE® 572 reduces the migration of liquid product after application to the substrate.

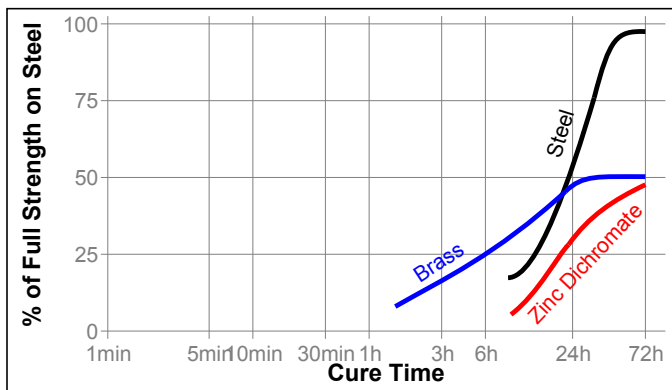
## TYPICAL PROPERTIES OF UNCURED MATERIAL

- Specific Gravity @ 25 °C 1.25
- Flash Point - See MSDS
- Viscosity, Brookfield - RVT, 25 °C, mPa·s (cP):
  - Spindle 6, speed 2.50 rpm 28,800 to 77,000<sup>LMS</sup>
  - Spindle 6, speed 20 rpm 14,400 to 28,600<sup>LMS</sup>

## TYPICAL CURING PERFORMANCE

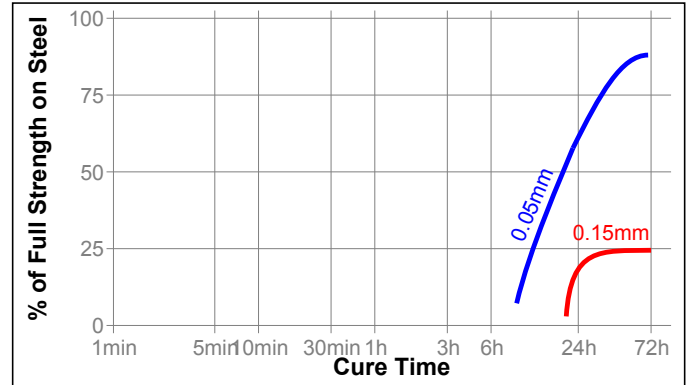
### Cure Speed vs. Substrate

The rate of cure will depend on the substrate used. The graph below shows the breakaway strength developed with time on M10 steel nuts and bolts compared to different materials and tested according to ISO 10964.



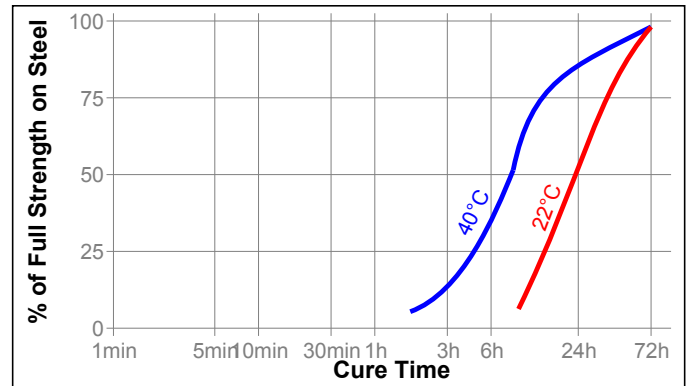
### Cure Speed vs. Bond Gap

The rate of cure will depend on the bondline gap. Gaps in threaded fasteners depends on thread type, quality and size. The following graph shows shear strength developed with time on steel pins and collars at different controlled gaps and tested according to ISO 10123.



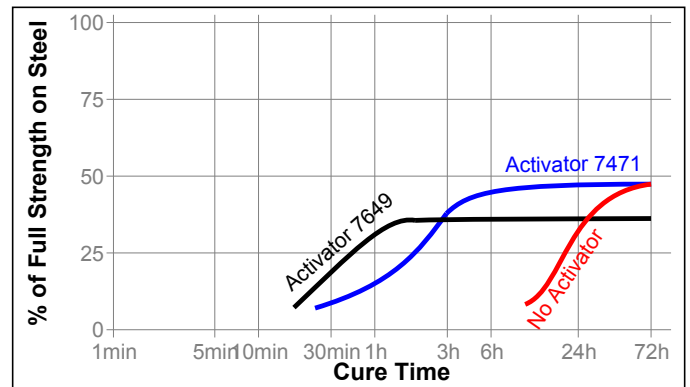
### Cure Speed vs. Temperature

The rate of cure will depend on the temperature. The graph below shows the breakaway strength developed with time at different temperatures on M10 steel nuts and bolts and tested according to ISO 10964.



### Cure Speed vs. Activator

Where cure speed is unacceptably long, or large gaps are present, applying activator to the surface will improve cure speed. The graph below shows breakaway strength developed with time using Activator 7471 and 7649 on M10 zinc dichromate steel nuts and bolts and tested according to ISO 10964.



**TYPICAL PROPERTIES OF CURED MATERIAL****Physical Properties:**

Coefficient of Thermal Expansion, ASTM D 696, K <sup>-1</sup>	80×10 <sup>-6</sup>
Coefficient of Thermal Conductivity, ASTM C 177, W/(m·K)	0.10
Specific Heat, kJ/(kg·K)	0.30

**TYPICAL PERFORMANCE OF CURED MATERIAL****Adhesive Properties**

After 24 hours @ 22 °C

Breakaway Torque, ISO 10964:

M10 steel nuts and bolts	N·m (lb.in.)	7 (60)
--------------------------	-----------------	-----------

Prevail Torque, ISO 10964:

M10 steel nuts and bolts	N·m (lb.in.)	3 (30)
--------------------------	-----------------	-----------

Breakloose Torque, ISO 10964, Pre-torqued to 5 N·m:

M10 steel nuts and bolts	N·m (lb.in.)	20 (180)
--------------------------	-----------------	-------------

Max. Prevail Torque, ISO 10964, Pre-torqued to 5 N·m:

M10 steel nuts and bolts	N·m (lb.in.)	20 (180)
--------------------------	-----------------	-------------

Compressive Shear Strength, ISO 10123:

Steel pins and collars	N/mm <sup>2</sup> (psi)	≥0.50 <sup>LMS</sup> (70)
------------------------	----------------------------	------------------------------

**TYPICAL ENVIRONMENTAL RESISTANCE**

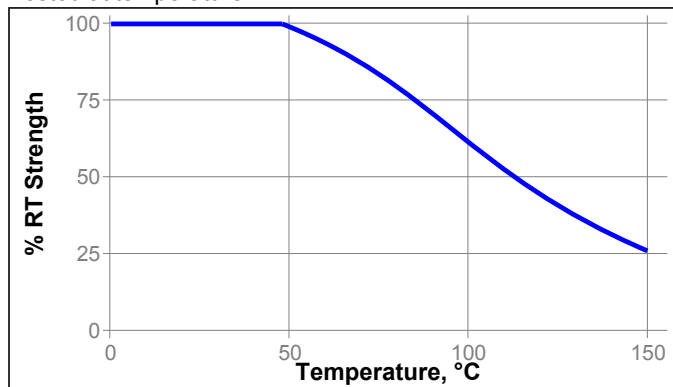
Cured for 1 week @ 22 °C

Breakloose Torque, ISO 10964, Pre-torqued to 5 N·m:

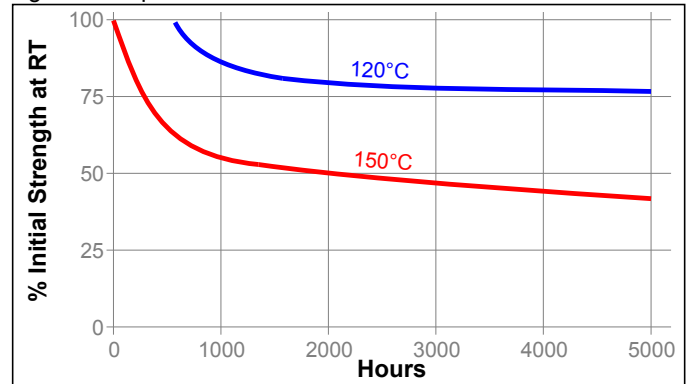
M10 zinc phosphate steel nuts and bolts

**Hot Strength**

Tested at temperature

**Heat Aging**

Aged at temperature indicated and tested at 22°C

**Chemical/Solvent Resistance**

Aged under conditions indicated and tested at 22°C.

Environment	°C	% of initial strength		
		100 hr	500 hr	1000 hr
Motor Oil	125	75	70	70
Leaded Petrol	22	95	95	95
Brake fluid	22	100	100	100
Water Glycol 50/50	87	90	80	55
Ethanol	22	90	90	90
Acetone	22	85	85	75

**GENERAL INFORMATION**

This product is not recommended for use in pure oxygen and/or oxygen rich systems and should not be selected as a sealant for chlorine or other strong oxidizing materials.

For safe handling information on this product, consult the Material Safety Data Sheet (MSDS).

Where aqueous washing systems are used to clean the surfaces before bonding, it is important to check for compatibility of the washing solution with the adhesive. In some cases these aqueous washes can affect the cure and performance of the adhesive.

This product is not normally recommended for use on plastics (particularly thermoplastic materials where stress cracking of the plastic could result). Users are recommended to confirm compatibility of the product with such substrates.

**Directions for use****For Assembly**

1. For best results, clean all surfaces (external and internal) with a Loctite cleaning solvent and allow to dry.
2. If the material is an inactive metal or the cure speed is slow, spray with Activator 7471 or 7649 and allow to dry.
3. Apply a 360° bead of product to the leading threads of the male fitting, leaving the first thread free. Force the material into the threads to thoroughly fill the voids. For bigger threads and voids, adjust product amount accordingly and apply a 360° bead of product on the female threads also.
4. Using accepted trade practices, assemble and wrench tighten fittings until proper alignment is obtained.

5. Properly tightened fittings will seal instantly to moderate pressures. For maximum pressure resistance and solvent resistance allow the product to cure a minimum of 24 hours.

#### For Disassembly

1. Remove with standard hand tools.
2. Where hand tools do not work because of excessive engagement length or large diameters (over 1"), apply localized heat to approximately 250°C. Disassemble while hot.

#### For Cleanup

1. Cured product can be removed with a combination of soaking in a Loctite solvent and mechanical abrasion such as a wire brush.

#### Loctite Material Specification<sup>LMS</sup>

LMS dated April 11, 1997. Test reports for each batch are available for the indicated properties. LMS test reports include selected QC test parameters considered appropriate to specifications for customer use. Additionally, comprehensive controls are in place to assure product quality and consistency. Special customer specification requirements may be coordinated through Henkel Loctite Quality.

#### Storage

Store product in the unopened container in a dry location. Storage information may be indicated on the product container labeling.

**Optimal Storage: 8 °C to 21 °C. Storage below 8 °C or greater than 28 °C can adversely affect product properties.**

Material removed from containers may be contaminated during use. Do not return product to the original container. Henkel Corporation cannot assume responsibility for product which has been contaminated or stored under conditions other than those previously indicated. If additional information is required, please contact your local Technical Service Center or Customer Service Representative.

#### Conversions

$(^{\circ}\text{C} \times 1.8) + 32 = ^{\circ}\text{F}$   
 $\text{kV/mm} \times 25.4 = \text{V/mil}$   
 $\text{mm} / 25.4 = \text{inches}$   
 $\text{N} \times 0.225 = \text{lb}$   
 $\text{N/mm} \times 5.71 = \text{lb/in}$   
 $\text{N/mm}^2 \times 145 = \text{psi}$   
 $\text{MPa} \times 145 = \text{psi}$   
 $\text{N}\cdot\text{m} \times 8.851 = \text{lb}\cdot\text{in}$   
 $\text{N}\cdot\text{mm} \times 0.142 = \text{oz}\cdot\text{in}$   
 $\text{mPa}\cdot\text{s} = \text{cP}$

#### Note

The data contained herein are furnished for information only and are believed to be reliable. We cannot assume responsibility for the results obtained by others over whose methods we have no control. It is the user's responsibility to determine suitability for the user's purpose of any production methods mentioned herein and to adopt such precautions as may be advisable for the protection of property and of persons against any hazards that may be involved in the handling and use thereof. In light of the foregoing, **Henkel Corporation specifically disclaims all warranties expressed or implied, including warranties of merchantability or fitness for a particular purpose, arising from sale or use of Henkel Corporation's products. Henkel Corporation specifically disclaims any liability for consequential or incidental damages of any kind, including lost profits.** The discussion herein of various processes or compositions is not to be interpreted as representation that they are free from domination of patents owned by others or as a license under any Henkel Corporation patents that may cover such processes or compositions. We recommend that each prospective user test his proposed application before repetitive use, using this data as a guide. This product may be covered by one or more United States or foreign patents or patent applications.

#### Trademark usage

LOCTITE is a trademark of Henkel Corporation

Reference 1



element14

---

**EN** - For pricing and availability in your local country please visit one of the below links:

**DE** - Informationen zu Preisen und Verfügbarkeit in Ihrem Land erhalten Sie über die unten aufgeführten Links:

**FR** - Pour connaître les tarifs et la disponibilité dans votre pays, cliquez sur l'un des liens suivants:

[572, 250ML](#)

[572, 50ML](#)

**EN**

This Datasheet is presented by  
the manufacturer

**DE**

Dieses Datenblatt wird vom  
Hersteller bereitgestellt

**FR**

Cette fiche technique est  
présentée par le fabricant